

Wood County Fair Supporters,

As mentioned in a communication last week, you should be receiving login information directly from Fair Entry this week. After you have verified your account, you can set a new password by logging out and then choosing "Forgot your password?" (**Image 1**). Fair Entry will then provide information to create a new password.

Info & Links Please bookmark these links or keep them in handy spot.


- 2021 Wood County Junior Fair Online Auctions - <https://fairentry.com/OnlineAuction/BidderSignup/17739>
 - You can sign in through a link on this page (**Image 2**)
 - You can also direct your friends who want to join in the fun of supporting kids to this page so they can sign up as a buyer (**Image 2**)
 - Active Online Auctions are listed here too (**Image 2**)
 - There is a test one ready for you to play around with and you don't have to be logged in to see the lot (**Image 3**)
 - You might notice in the test sale there is an area that says no bids. That is because we are doing an "add on" only sale. Login and click on the lot to "add on" (**Image 4**)
 - After you've successfully placed an "add on" it should show up as History with your buyer ID/number (**Image 4**)
 - Once you're finished placing all your "add ons" you can pay with a credit card directly from the site by clicking the "Make Payment" button. You'll be prompted add a credit card, etc. by the site. This is the preferred method of payment, but the fair will also generate invoices at the end of the sale and you'll be able to pay with a check to WCAS (Wood County Ag Society) or can call the office (419-352-0441) to pay with a credit card.
 - Play around as much as you like with the test sale, but AVOID CONFIRMING PAYMENT. Unwinding a transaction will be pretty tough to do and Kyle doesn't need your money! Save it for the kids!
- 2023 Wood County Junior Fair landing page - <https://fairentry.com/Fair/SignIn/17739>
 - This is the page where you'll be able to choose "Forgot password" and can also login

Please email salecommittee@woodcounty-fair.com with questions or concerns.

Thanks!
Kyle

Image 1. Forgot your password?

your FairEntry account:



Email

Password

[Sign In with FairEntry](#)

[Forgot your password?](#)

Not in 4-H Online and need to create a FairEntry exhibitor account?

[Register as a New Buyer](#)

Image 2. Auction landing page

2021 Wood County Junior Fair

Online Auctions

[Sign In](#) or [Sign Up to Bid](#)

Select an Online Auction

Select Auction To Show Entries

Online Auctions

Test Sale for Buyers

Image 3. Image of sale lots in public view

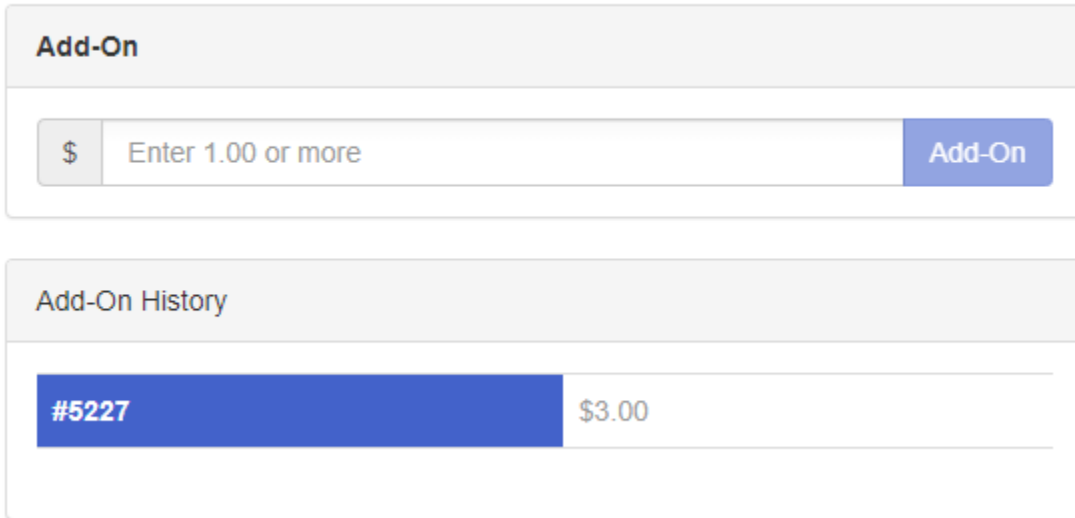


Exhibitor	Culp, Kyle
Department	001 Test Sale
Division	1: Test
Class	1: Test

High Bid: **No Bids**

[Sign in to bid](#)

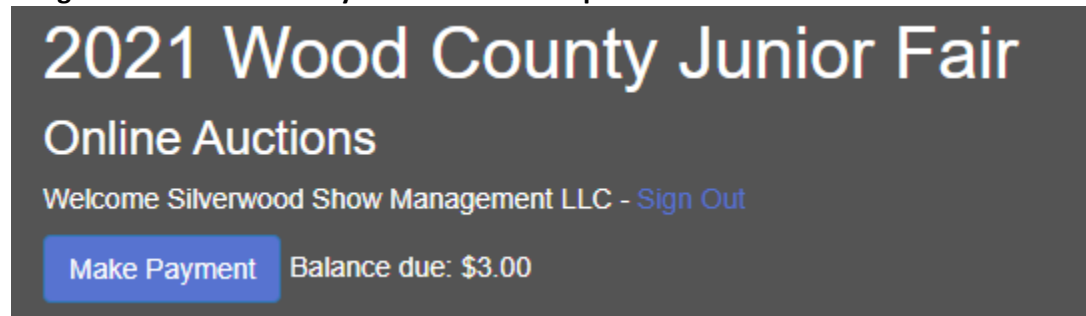
Image 4. View of Add On within the sale lot



The screenshot shows a user interface for adding items to a sale lot. It features a header labeled "Add-On" and a form with a currency symbol "\$" and a text input field containing "Enter 1.00 or more". To the right of the input field is a blue button labeled "Add-On". Below this is an "Add-On History" section with a table containing one entry: a blue bar with the text "#5227" and a value of "\$3.00".

Add-On History	
#5227	\$3.00

Image 5. View of "Make Payment" button in top left corner of auction



The screenshot shows the top left corner of an auction page. It features a dark grey background with white text. The main heading is "2021 Wood County Junior Fair" in a large font, followed by "Online Auctions" in a slightly smaller font. Below this, it says "Welcome Silverwood Show Management LLC - [Sign Out](#)". At the bottom, there is a blue button labeled "Make Payment" and the text "Balance due: \$3.00".

2021 Wood County Junior Fair
Online Auctions
Welcome Silverwood Show Management LLC - [Sign Out](#)
[Make Payment](#) Balance due: \$3.00